

**SPRINGBORO COMMUNITY CITY SCHOOLS**  
**RECONCILIATION FOR MONTH ENDING**  
**JANUARY 31, 2016**



**Depository Balances:**

5/3 Checking Account	\$3,594,994.91	
People's Bank - Grange Scholarship	\$25,586.36	
Total Depository Balances		\$3,620,581.27

**Adjustments to Bank Balance:**

Outstanding Checks: Accounting	-\$554,814.61	
Payroll	-\$366,597.33	
Outstanding Vcards: Accounting	\$89,694.07	
Adjustments/Notes	<u>\$0.00</u>	
1)	\$ -	
2)	\$ -	
3)	\$ -	
Total Adjustments to Bank Balance		-\$831,717.87

**Investments:**

CD - Harold E Mills Raymond James	\$41,147.52	
Star Ohio	\$33,106.11	
Raymond James Inv.	\$5,083,590.52	
5/3 Securities	<u>\$77,678.72</u>	
Total Investments		\$5,235,522.87

<b>Total Bank Balances</b>		\$8,024,386.27
<b>Total Fund Balance</b>		<u>\$8,024,386.27</u>
		<u>\$0.00</u>

---

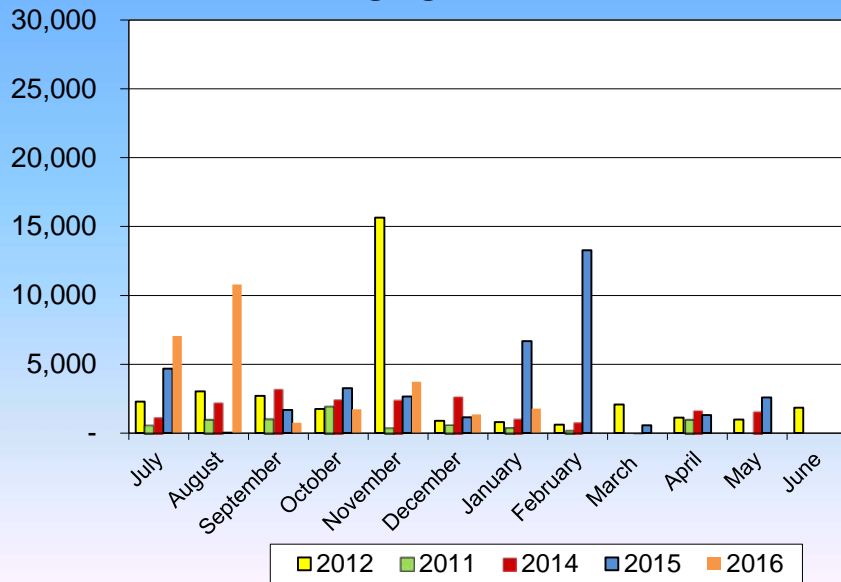
Terrah Floyd, Treasurer/CFO

*SPRINGBORO COMMUNITY CITY SCHOOLS*  
*INVESTMENT INCOME HISTORY*

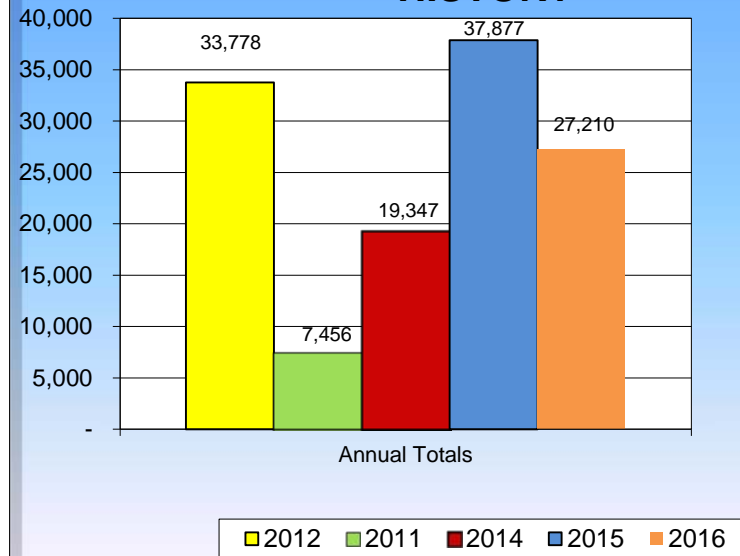
Current Month

	July	August	September	October	November	December	January	February	March	April	May	June	ANNUAL
2012	2,283	3,042	2,698	1,752	15,651	898	791	625	2,079	1,126	986	1,847	33,778
2013	621	1025	1055	1947	447	653	457	229	0	1022	0	0	7,456
2014	1221	2279	3249	2495	2490	2687	1129	883	-448	1712	1650	0	19,347
2015	4669	31	1679	3267	2659	1159	6674	13,265	574	1318	2582	0	37,877
2016	7045	10,791	759	1736	3735	1359	1785						27,210

**INVESTMENT INCOME MONTHLY HISTORY**



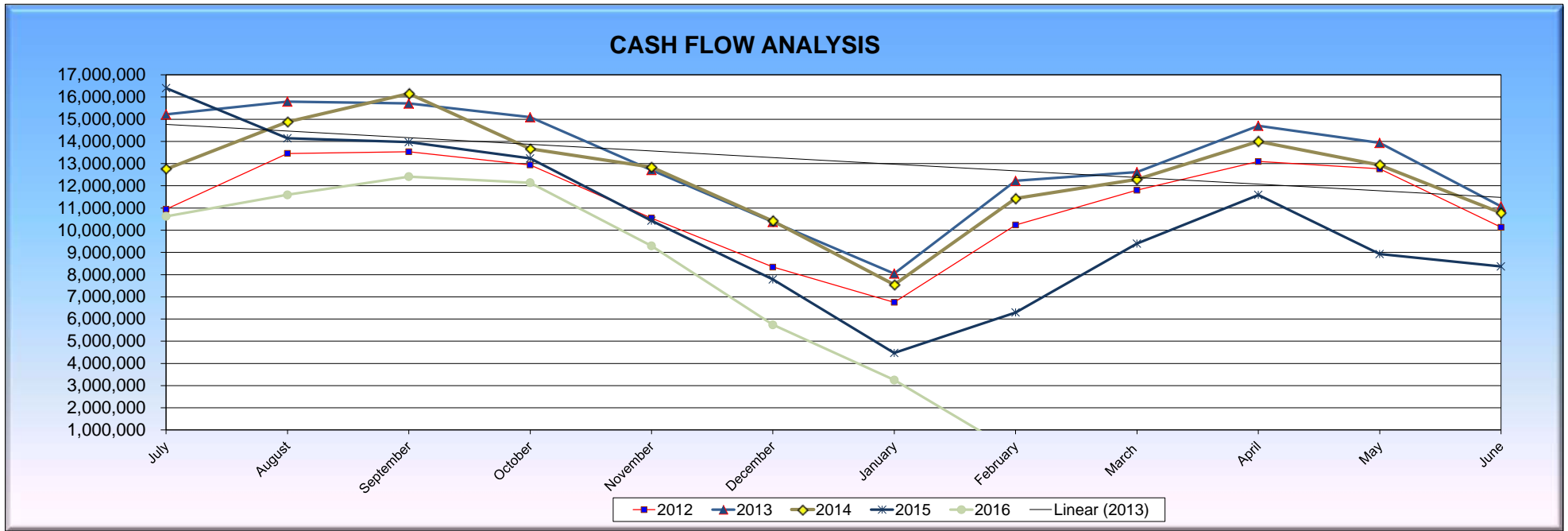
**INVESTMENT INCOME ANNUAL HISTORY**



*SPRINGBORO COMMUNITY CITY SCHOOLS*  
**CASH FLOW HISTORY**  
 (Amounts Represent General Fund Month Ending Balances)

  Current Month

FY	July	August	September	October	November	December	January	February	March	April	May	June
2012	10,943,740	13,460,001	13,533,343	12,939,781	10,548,887	8,338,630	6,754,746	10,234,435	11,799,012	13,093,742	12,762,433	10,127,709
2013	15,219,086	15,793,376	15,706,069	15,088,260	12,712,944	10,370,909	8,047,609	12,223,488	12,614,582	14,701,106	13,930,078	11,070,591
2014	12,754,762	14,885,287	16,147,877	13,663,073	12,844,156	10,417,017	7,543,879	11,426,299	12,288,002	13,994,917	12,934,439	10,782,854
2015	16,398,089	14,138,107	13,965,306	13,233,279	10,429,438	7,777,413	4,466,180	6,292,608	9,395,939	11,591,212	8,923,751	8,368,436
2016	10,623,482	11,592,457	12,413,277	12,141,221	9,292,765	5,739,217	3,250,888					



-- Options Summary --

Summary or Detail Report? (S,D) D  
Output file: FINSUMM.TXT  
Type: CSV  
Print options page? (Y,N) Y  
Generate FINDET report for comparison? (Y,N) Y  
Sort options: FS  
Include future encumbrance amounts? (Y,N) N  
Include accounts with zero amounts? (Y,N) Y  
Include accounts which are no longer active? (Y,N,I) Y

BAT\_FINSUM executed by SCBO\_CF on node SWOCA0:: at 2-FEB-2016 09:02:57.73

Fund #	Fund Description	FYTD	MTD	FYTD	Current	Current	Unencumbered	Bank
Begin	Balance	Receipts	Expenditures	Expenditures	Fund Balance	Encumbrances	Fund Balance	Code
001 0000	GENERAL							
	7,355,229.73	1,415,938.65	24,233,696.08	3,904,267.32	29,351,244.66	2,237,681.15	2,059,941.91	177,739.24
001 9412	BUDGET RESERVE							
	1,013,208.92	0.00	0.00	0.00	0.00	1,013,208.92	0.00	1,013,208.92
002 0000	BOND RETIREMENT							
	3,302,087.18	0.00	3,063,677.33	0.00	3,759,967.44	2,605,797.07	0.00	2,605,797.07
002 9204	MASTER FACILITY PLAN-BOND RETIREMENT							
	268,835.69	0.00	0.00	0.00	0.00	268,835.69	0.00	268,835.69
003 0000	PERMANENT IMPROVEMENT							
	0.00	0.00	0.00	0.00	0.00	0.00	0.00	0.00
003 9201	PERMANENT IMPROVEMENT							
	0.00	0.00	0.00	0.00	0.00	0.00	0.00	0.00
004 9204	MASTER FACILITY PLAN - BUILDING FUND							
	14,315.72	0.00	0.00	0.00	14,315.72	0.00	0.00	0.00
004 9207	BUILDING FUND - MVH PROJECT							
	0.00	0.00	0.00	0.00	0.00	0.00	0.00	0.00
004 9208	BLDNG FUND-HIGH SCHOOL BOYS LOCKER ROOM							
	0.00	0.00	0.00	0.00	0.00	0.00	0.00	0.00
004 9213	BUILDING FUND - SCHOOL BUSES							
	0.00	0.00	0.00	0.00	0.00	0.00	0.00	0.00
004 9215	Energy Conservation Project							
	996,925.85	0.00	0.00	0.00	996,925.85	0.00	0.00	0.00
004 9218	MIRACLE FIELD PROJECT							
	28,220.00	0.00	0.00	0.00	0.00	28,220.00	0.00	28,220.00
006 0000	FOOD SERVICE FUND							
	844,518.84	116,142.94	808,007.49	106,696.82	811,905.52	840,620.81	235,643.63	604,977.18
007 9001	PEPSI SCHOLARSHIP							
	0.00	2,000.00	2,000.00	0.00	0.00	2,000.00	0.00	2,000.00
007 9002	SHS MEMORIAL TRUST FUND							
	2,699.06	0.00	0.00	0.00	0.00	2,699.06	0.00	2,699.06
007 9093	GRANGE SCHOLARSHIP FUND							
	25,578.41	0.00	7.95	0.00	0.00	25,586.36	0.00	25,586.36

Fund #	Fund Description	FYTD	MTD	FYTD	Current	Current	Unencumbered	Bank	
Begin	Balance	Receipts	Expenditures	Expenditures	Fund Balance	Encumbrances	Fund Balance	Code	
007 9098	HAROLD E. MILLS SCHOLARSHIP FUND	41,889.42	2.41	69.49	0.00	750.00	41,208.91	0.00	41,208.91
007 9214	WADE SCHOLARSHIP	1,900.00	0.00	0.00	0.00	0.00	1,900.00	0.00	1,900.00
009 9001	HIGH SCHOOL - UNIFORM SUPPLIES	0.00	0.00	0.00	0.00	0.00	0.00	0.00	0.00
009 9002	JR HIGH - UNIFORM SUPPLIES	0.00	0.00	0.00	0.00	0.00	0.00	0.00	0.00
009 9003	CE - UNIFORM SUPPLIES	0.00	0.00	0.00	0.00	0.00	0.00	0.00	0.00
009 9011	SI - UNIFORM SUPPLIES	0.00	0.00	0.00	0.00	0.00	0.00	0.00	0.00
009 9015	DENNIS EAST - UNIFORM SUPPLIES	0.00	0.00	0.00	0.00	0.00	0.00	0.00	0.00
009 9018	FIVE PTS WEST - UNIFORM SUPPLIES	0.00	0.00	0.00	0.00	0.00	0.00	0.00	0.00
018 904A	HIGH SCHOOL PUBLIC SCHOOL SUPPORT FUND	26,482.37	9,097.00	42,577.94	38.95	20,362.59	48,697.72	3,626.25	45,071.47
018 905A	JR HIGH PUBLIC SCHOOL SUPPORT FUND	27,816.50	1,512.20	15,567.40	776.28	17,420.84	25,963.06	10,430.80	15,532.26
018 906A	SPRINGBORO INTERMEDIATE PUBLIC SCHOOL SUPPORT	17,057.96	180.00	7,953.99	690.53	8,570.00	16,441.95	4,361.00	12,080.95
018 907A	CLEARCREEK ELEMENTARY PUBLIC SCHOOL SUPPORT	26,491.72	2,472.24	13,097.39	15,093.22	16,701.33	22,887.78	3,418.66	19,469.12
018 915A	DENNIS ELEM EAST - PUBLIC SCHOOL SUPPORT FUND	34,234.00	431.40	32,717.66	1,258.05	33,882.03	33,069.63	1,694.28	31,375.35
018 918A	FIVE POINTS WEST - PUBLIC SCHOOL SUPPORT FUND	64,775.68	1,521.00	64,049.36	11,196.95	80,553.73	48,271.31	4,089.03	44,182.28
018 970A	SUPP SERV/TRANS PUBLIC SCHOOL SUPPORT FUND	4,198.24	0.00	356.30	0.00	0.00	4,554.54	0.00	4,554.54
018 980A	CURRICULUM - PUBLIC SCHOOL SUPPORT FUND	6,675.74	0.00	0.00	1,478.50-	3,648.01	3,027.73	0.00	3,027.73

Fund #	Fund Description	FYTD	MTD	FYTD	Current	Current	Unencumbered	Bank	
Begin	Balance	Receipts	Expenditures	Expenditures	Fund Balance	Encumbrances	Fund Balance	Code	
019 9215	GOVS Grant FY15	0.41	0.00	0.00	0.00	0.41	0.00	0.41	
019 921J	JENNINGS GRANTS-TO-EDUCATORS FY12	4.25	0.00	0.00	0.00	4.25	0.00	4.25	
019 921S	RECOVERY SERVICES-STEPS TO SUCCESS FY11	0.00	0.00	0.00	0.00	0.00	0.00	0.00	
019 922S	FY12 MENTAL RECOVERY - RE-DO PROGRAM	338.18	0.00	0.00	0.00	338.18	0.00	338.18	
019 923K	FY13 KINDER MORGAN GRANT	0.19	0.00	0.00	0.00	0.19	0.00	0.19	
019 923M	FY13 - MEN OF STRENGTH VIOLENCE PREV. GRANT	2,373.00	0.00	0.00	0.00	2,373.00	0.00	2,373.00	
019 924K	FY14 KINDER MORGAN GRANT	190.19	0.00	0.00	0.00	190.19	0.00	190.19	
020 0000	MVH LEASE PAYMENTS/SPECIAL ENTERPRISE FUND	0.00	0.00	922,411.25	0.00	677,314.90	245,096.35	0.00	245,096.35
024 9202	FLEXIBLE SPENDING	6,744.39	0.00	2,727.75	0.00	380.37	9,091.77	0.00	9,091.77
200 901A	HIGH SCHOOL PRIDE COMMITTEE	1,133.34	0.00	0.00	0.00	0.00	1,133.34	0.00	1,133.34
200 902A	ROBOTICS CLUB - DISTRICT WIDE	14,461.97	1,526.24	3,239.70	2,245.11	12,167.07	5,534.60	1,783.15	3,751.45
200 903A	STAND CLUB	403.44	0.00	0.00	0.00	0.00	403.44	0.00	403.44
200 908A	JROTC	4,057.48	299.71	2,376.16	0.00	4,517.72	1,915.92	614.29	1,301.63
200 909A	HIGH SCHOOL GERMAN CLUB	108.38	0.00	0.00	0.00	0.00	108.38	0.00	108.38
200 911A	SI - STUDENT COUNCIL	695.13	0.00	160.00	0.00	233.10	622.03	144.00	478.03
200 912A	HS ART CLUB	0.00	37.10	230.29	0.00	0.00	230.29	225.00	5.29

Fund #	Fund Description	FYTD Receipts	MTD Expenditures	FYTD Expenditures	Current Fund Balance	Current Encumbrances	Unencumbered Fund Balance	Bank Code
200 913A	HIGH SCHOOL DRAMA CLUB	4,604.87	0.00	408.61	5,240.26	0.00	5,240.26	
200 914A	JCOWA (FORMERLY GLOBAL CONNECTIONS)	93.14	0.00	0.00	293.14	0.00	293.14	
200 915A	S.A.D.D.	4,202.20	0.00	851.77	5,390.43	943.14	4,447.29	
200 916A	HIGH SCHOOL FRENCH CLUB	2,729.18	0.00	1,025.84	2,950.34	913.06	2,037.28	
200 917A	HIGH SCHOOL STUDENT COUNCIL	13,697.90	0.00	12,969.61	15,539.90	1,227.01	14,312.89	
200 918A	JR HIGH STUDENT COUNCIL	8,149.68	0.00	2,826.63	6,494.05	1,984.00	4,510.05	
200 919A	S-CAPADES	22,771.00	4,280.00	12,978.23	20,072.77	0.00	20,072.77	
200 920A	JR HIGH YEARBOOK	14,010.83	0.00	8,359.56	5,651.27	1,640.44	4,010.83	
200 921A	DENNIS DH CLASS (EAST & WEST)	443.39	0.00	1,971.39	382.00	0.00	382.00	
200 922A	HS DH CLASS	678.18	0.00	0.00	678.18	0.00	678.18	
200 925A	HIGH SCHOOL NEWSPAPER	29.61	0.00	0.00	29.61	0.00	29.61	
200 926A	JR HIGH NEWSPAPER	284.37	0.00	0.00	313.17	0.00	313.17	
200 927A	NATIONAL HONOR SOCIETY	1,502.97	0.00	818.95	951.85	73.45	878.40	
200 928A	S.A.D.D. - JUNIOR HIGH	352.99	0.00	0.00	352.99	0.00	352.99	
200 929A	THE MUSE MACHINE	4,926.84	1,511.00	7,293.78	9,480.09	5,223.64	4,256.45	
200 931A	JH DH CLASS	1,976.56	0.00	407.46	1,569.10	612.52	956.58	



Fund #	Fund Description	FYTD	MTD	FYTD	Current	Current	Unencumbered	Bank	
Begin	Balance	Receipts	Expenditures	Expenditures	Fund Balance	Encumbrances	Fund Balance	Code	
200 950A	HS TECH PREP	260.39	0.00	320.00	0.00	580.39	0.00	580.39	
200 954A	JR STATESMEN OF AMERICA	0.00	0.00	40.00	0.00	40.00	0.00	40.00	
200 956A	JR HIGH NATIONAL HONOR SOCIETY	367.35	0.00	254.00	0.00	260.00	361.35	0.00	361.35
200 960A	HIGH SCHOOL PANTHER EXPRESS	42,341.70	0.00	0.00	0.00	42,341.70	0.00	42,341.70	
200 965A	HS SCIENCE & ENGINEERING CLUB	722.66	0.00	0.00	50.00	98.08	624.58	251.92	372.66
200 966A	CLASS OF 2014	0.00	0.00	0.00	0.00	0.00	0.00	0.00	0.00
200 967A	CLASS OF 2015	0.00	0.00	675.00	0.00	675.00	0.00	0.00	0.00
200 968A	CLASS OF 2016	2,282.49	0.00	7,710.00	0.00	9,992.49	0.00	0.00	0.00
200 969A	CLASS OF 2017	0.00	0.00	4,274.00	0.00	0.00	4,274.00	0.00	4,274.00
300 9011	SWIMMING FUNDRAISER ACCT.	2,236.49	637.14	3,254.32	3,199.50	4,466.62	1,024.19	165.00	859.19
300 9017	HS GIRLS TRACK - FUNDRAISER	0.00	0.00	0.00	0.00	0.00	0.00	0.00	0.00
300 9018	JH GIRLS TRACK - FUNDRAISER	391.50	0.00	0.00	0.00	0.00	391.50	0.00	391.50
300 901B	ATHLETICS	130,250.68	49,032.79	649,218.28	36,896.31	652,707.84	126,761.12	21,846.30	104,914.82
300 901C	HS BOYS BASKETBALL FUNDRAISER ACCT.	8,948.38	456.36	16,887.73	1,098.86	18,502.96	7,333.15	5,659.40	1,673.75
300 901D	JH BOYS BASKETBALL FUNDRAISER ACCT.	163.89	200.00	2,482.45	2,326.50	2,476.00	170.34	0.00	170.34
300 901E	BOYS SOCCER FUNDRAISER ACCT.	2,514.64	0.00	12,012.63	2,768.00	5,898.48	8,628.79	0.00	8,628.79



Fund #	Fund Description	FYTD	MTD	FYTD	Current	Current	Unencumbered	Bank	
Begin	MTD	Receipts	Expenditures	Expenditures	Fund Balance	Encumbrances	Fund Balance	Code	
Balance	Receipts								
300 901V	**DON'T USE** MOVED TO BOYS BOWLING	0.00	0.00	0.00	0.00	0.00	0.00	0.00	
300 901W	HS CROSS COUNTRY FUNDRAISER ACCT.	1,838.23	1,835.00	8,451.15	0.00	3,294.31	6,995.07	1,340.00	5,655.07
300 901X	JH CROSS COUNTRY FUNDRAISER ACCT.	5,748.68	0.00	7,929.50	0.00	6,648.28	7,029.90	623.00	6,406.90
300 901Y	BOYS TENNIS FUNDRAISER ACCT.	0.00	0.00	83.09	0.00	0.00	83.09	0.00	83.09
300 901Z	GIRLS TENNIS FUNDRAISER ACCT.	4,053.58	0.00	4,689.13	0.00	3,319.98	5,422.73	0.00	5,422.73
300 902B	BAND	1,055.77	4,300.00	43,969.00	4,300.00	56,314.12	11,289.35-	0.00	11,289.35-
300 903B	HIGH SCHOOL CHOIR (MUSICALS)	10,816.02	614.00	10,875.74	1,030.00	20,786.75	905.01	2,493.50	1,588.49-
300 904B	JR HIGH CHEERLEADERS	16,023.00	0.00	0.00	0.00	12,945.83	3,077.17	130.59	2,946.58
300 905B	HIGH SCHOOL CHEERLEADERS	13,323.82	0.00	12,752.56	0.00	7,705.45	18,370.93	641.22	17,729.71
300 906B	SYB - SPRINGBORO YOUTH BASKETBALL	10,059.00	0.00	0.00	0.00	0.00	10,059.00	0.00	10,059.00
300 907B	ATH/TOURNAMENT	45.00	343.00	9,913.00	0.00	5,262.72	4,695.28	845.00	3,850.28
300 909B	JR HIGH SHOW CHOIR	6,040.93	100.00	100.00	0.00	943.90	5,197.03	1,063.00	4,134.03
300 911B	H.S. SHOW CHOIR	0.00	0.00	0.00	0.00	0.00	0.00	0.00	0.00
300 912B	LITTLE THEATRE - JUNIOR HIGH	0.00	0.00	0.00	0.00	0.00	0.00	0.00	0.00
300 913B	JH AT CLASS	0.00	0.00	0.00	0.00	0.00	0.00	0.00	0.00
300 914B	HIGH SCHOOL CHEERLEADING COMPETITIONS	2,949.55	13,103.38	33,932.96	17,088.31	26,031.31	10,851.20	1,041.77	9,809.43

Fund #	Fund Description	FYTD	MTD	FYTD	Current	Current	Unencumbered	Bank
Begin	Balance	Receipts	Expenditures	Expenditures	Fund Balance	Encumbrances	Fund Balance	Code
		MTD Receipts						
300	915B HIGH SCHOOL HOCKEY	8,875.05	3,966.10	38,032.61	14,807.23	1,528.00	13,279.23	
		7,766.22						
300	916B SPECIAL OLYMPICS	50.00	172.11	480.73	5,996.73	215.84	5,780.89	
		4,869.96						
300	917B TURF MAINTENANCE FUND	0.00	0.00	0.00	68,302.00	0.00	68,302.00	
		66,802.00						
300	918B JR HIGH CHEERLEADING COMPETITION	618.60	1,605.65	8,062.95	7,622.07	0.00	7,622.07	
		2,049.24						
300	919B FIVE POINTS ELEM. STUDENT COUNCIL	471.00	100.00	259.50	3,813.23	534.80	3,278.43	
		3,601.73						
300	920B DENNIS ELEMENTARY-STUDENT COUNCIL	0.00	1,804.00	1,804.00	227.69	0.00	227.69	
		263.14						
300	9511 CAMP HS BASEBALL	0.00	0.00	7,530.00	0.00	0.00	0.00	
		8,730.00						
300	9512 CAMP HS BOYS BASKETBALL	0.00	0.00	21,266.75	0.00	0.00	0.00	
		14,758.15						
300	9516 CAMP HS FOOTBALL	0.00	0.00	19,070.00	0.00	0.00	0.00	
		5,900.00						
300	9532 CAMP HS GIRLS BASKETBALL	0.00	0.00	6,520.00	0.00	0.00	0.00	
		5,570.00						
300	9535 CAMP HS VOLLEYBALL	0.00	0.00	6,420.00	0.00	0.00	0.00	
		3,480.00						
300	955B ***DO NOT USE***	0.00	0.00	0.00	0.00	0.00	0.00	
		0.00						
300	957B ***DO NOT USE***	0.00	0.00	0.00	0.00	0.00	0.00	
		0.00						
401	9210 MINDS IN MOTION FY10 (AUXILIARY SERVICES)	0.00	0.00	0.00	0.00	0.00	0.00	
		0.00						
401	9211 MINDS IN MOTION FY11 (AUXILIARY SERVICES)	0.00	0.00	0.00	0.00	0.00	0.00	
		0.00						
401	9212 MINDS IN MOTION FY12	0.00	0.00	0.00	0.00	0.00	0.00	
		0.00						

Fund #	Fund Description	FYTD	MTD	FYTD	Current	Current	Unencumbered	Bank	
Begin	Balance	Receipts	Expenditures	Expenditures	Fund Balance	Encumbrances	Fund Balance	Code	
		MTD Receipts							
401 9213	MINDS IN MOTION FY13	0.00	0.00	0.00	0.00	0.00	0.00	0.00	
401 9214	MINDS IN MOTION - FY14	0.00	0.00	0.00	0.00	0.00	0.00	0.00	
401 9215	FY15 MINDS IN MOTION	3,474.81	0.00	0.00	3,474.81	0.00	0.00	0.00	
401 9216	Minds in Motion FY16	0.00	0.00	53,407.90	4,823.62	27,564.14	25,843.76	4,068.35	21,775.41
451 9213	OHIO K12 NETWORK FY13 - CONNECTIVITY	0.00	0.00	0.00	0.00	0.00	0.00	0.00	
451 9214	OHIO K12 NETWORK FY14 - CONNECTIVITY	0.00	0.00	0.00	0.00	0.00	0.00	0.00	
451 9215	OHIO K12 NETWORK FY15 CONNECTIVITY	0.00	0.00	0.00	0.00	0.00	0.00	0.00	
451 9216	Network Connectivity Grant FY16	0.00	0.00	5,400.00	558.26	3,907.82	1,492.18	2,791.30	1,299.12-
461 9013	JH HSTW FY13	0.00	0.00	0.00	0.00	0.00	0.00	0.00	
461 9014	JH HSTW FY14	0.00	0.00	0.00	0.00	0.00	0.00	0.00	
461 9016	HSTW - SI From Great Oaks FY16	0.00	0.00	2,500.00	0.00	184.05	2,315.95	0.00	2,315.95
461 9212	HSTW FY12 - HS	0.00	0.00	0.00	0.00	0.00	0.00	0.00	0.00
461 9213	HS HSTW FY13	0.00	0.00	0.00	0.00	0.00	0.00	0.00	0.00
461 9214	HSTW - FY14	0.00	0.00	0.00	0.00	0.00	0.00	0.00	0.00
461 9215	HIGH SCHOOLS THAT WORK FY15	9.58	0.00	0.00	0.00	9.58	0.00	0.00	0.00
461 9216	HSTW FY16	0.00	350.00	2,721.52	0.00	2,721.52	0.00	517.54	517.54-

Fund #	Fund Description	FYTD Receipts	MTD Expenditures	FYTD Expenditures	Current Fund Balance	Current Encumbrances	Unencumbered Fund Balance	Bank Code	
506 9214	RACE TO THE TOP FY14	0.00	0.00	0.00	0.00	0.00	0.00		
516 9213	IDEAB SP ED FY13	0.00	0.00	0.00	0.00	0.00	0.00		
516 9214	IDEAB SP ED FY14	0.00	0.00	0.00	0.00	0.00	0.00		
516 9215	IDEAB SP ED FY15	41,320.11	0.00	89,749.00	0.00	0.00	0.00		
516 9216	IDEA Part B FY16	0.00	64,070.84	314,945.49	60,790.08	346,859.57	31,914.08-	39,282.00	71,196.08-
572 9213	TITLE I FY13	0.00	0.00	0.00	0.00	0.00	0.00	0.00	
572 9214	TITLE I FY14	0.00	0.00	0.00	0.00	0.00	0.00	0.00	
572 9215	TITLE I FY15	13,794.94	0.00	2,446.57-	0.00	11,348.37	0.00	0.00	
572 9216	Title I FY16	0.00	26,091.19	70,539.19	32,300.54	97,269.73	26,730.54-	41,540.62	68,271.16-
587 9213	EARLY CHILDHOOD/PRE K FY13	0.00	0.00	0.00	0.00	0.00	0.00	0.00	
587 9214	EARLY CHILDHOOD/PRE K FY14	0.00	0.00	0.00	0.00	0.00	0.00	0.00	
587 9215	EARLY CHILDHOOD/PRE K FY15	0.00	0.00	0.00	0.00	0.00	0.00	0.00	
587 9216	Pre-School Special Ed FY16	0.00	1,600.00	8,461.25	1,600.00	9,261.25	800.00-	0.00	800.00-
590 9213	TITLE IIA ITQ FY13	0.00	0.00	0.00	0.00	0.00	0.00	0.00	
590 9214	TITLE IIA ITQ FY14	0.00	0.00	0.00	0.00	0.00	0.00	0.00	
590 9215	TITLE IIA ITQ FY15	599.70	0.00	599.70-	0.00	0.00	0.00	0.00	

Fund #	Fund Description		FYTD	MTD	FYTD	Current	Current	Unencumbered	Bank
	Begin Balance	MTD Receipts	Receipts	Expenditures	Expenditures	Fund Balance	Encumbrances	Fund Balance	Code
590 9216	Title II-A ITC FY16								
	0.00	2,889.64	20,415.79	614.31	21,030.10	614.31-	10,792.20	11,406.51-	
599 9213	FY13 NATIONAL SCHOOL EXPANSION GRANT								
	0.00	0.00	0.00	0.00	0.00	0.00	0.00	0.00	
GRAND TOTALS:									
	14,736,930.48	1,758,188.46	30,892,501.28	4,250,305.17	37,605,045.49	8,024,386.27	2,491,297.12	5,533,089.15	